



# INDIAN SCHOOL AL WADI AL KABIR

DEPARTMENT OF MATHEMATICS (2021 - 2022)

TOPIC: MONEY (INTRODUCTION)

WORKSHEET -1

RESOURCE PERSON: MRS. ZEHRA AHMED

NAME: \_\_\_\_\_ CLASS: II SEC: \_\_\_\_\_ DATE: \_\_\_\_\_

Read the passage given below.

## Money, Money, Everywhere!

*Money helps us buy things we need and want. People earn (to get paid for work done) money by working at all different kinds of jobs. For example: carpenter, doctor, barber, nurse, teacher, fireman and janitor.*

*If you have money, you can use it for many things. You can pay bills. You can buy things from malls or shops. You can save it in the bank.*

*In olden days, there was no money. People exchanged their goods with each other. This was called **BARTER SYSTEM**.*

*In modern days, we have money in the form of paper (**notes**), metal (**coins**) and plastic (**cards**). The notes and coins we use are called **Currency**. The currency of India is called **Indian rupee (INR)** symbol - ₹  
The currency of Oman is called **Omani Rial (OMR/RO)** symbol - .ع.ر*

*Children get pocket money from their parents or elders. Raj and Hamed are two boys. Hamed is Raj's friend. They get a pocket money every month. Hamed lives in Muscat, he gets 5 .ع.ر as a pocket money. Whereas Raj lives in Delhi and he gets 500 ₹.*

**HOW MUCH POCKET MONEY DO YOU GET?**

I) Answer the following questions.

Q1. Choose any two community helpers from the passage.

Ans. \_\_\_\_\_

Q2. What does the term **BARTER SYSTEM** mean?

Ans. \_\_\_\_\_  
\_\_\_\_\_  
\_\_\_\_\_

Q3. Name the three forms of money that we use.

a) \_\_\_\_\_ b) \_\_\_\_\_ c) \_\_\_\_\_

Q4. Which word from the passage means *to get paid for the job*?

Ans. \_\_\_\_\_

Q5. Which word from the passage is the opposite of the word *enemy*?

Ans. \_\_\_\_\_

II) Fill in the blanks. Write the answers(b,c) in full form, short form, and symbol.

a. The notes and coins we use are called \_\_\_\_\_.

b. Raj's pocket money is \_\_\_\_\_ (₹).

c. Hamed's pocket money is \_\_\_\_\_ (ع.د.).



# INDIAN SCHOOL AL WADI AL KABIR

## DEPARTMENT OF MATHEMATICS (2021 - 2022)




TOPIC: MONEY (IDENTIFICATION)

WORKSHEET -2

RESOURCE PERSON: MRS.ZEHRA AHMED

NAME: \_\_\_\_\_ CLASS: II SEC: \_\_\_\_\_ DATE: \_\_\_\_\_





### I. Identify the currency and write the value.

<p>a.</p> 	<p>b.</p> 	<p>c.</p> 

### II. Compare the value of the currency using appropriate signs (>, <, =).

a.	15 Rials		1 Rial
b.	20 Rials		5 Rials
c.	20 Rials		50 Rials
d.	2 Rials		2 Rials
e.	5 Rials		500 baises

**III. Match the currency to its value.**

a.		10 Rials
b.		1 Rial
c.		5 Rials
d.		50 baisa

**IV. Arrange the value of the currency in DESCENDING order.**

5 Rials	50 Rials	25 Rials	1 Rial
10 Rials	20 Rials	500 baisa	25 Rials

**V. Circle the SMALLEST currency value from the given set.**

a.	100 Rials	5 Rials	45 Rials	1 Rial
b.	25 Rials	50 Baisa	50 Rials	10 Rials



# INDIAN SCHOOL AL WADI AL KABIR

DEPARTMENT OF MATHEMATICS (2021 - 2022)





TOPIC: MONEY (ADDITION)

WORKSHEET -3



RESOURCE PERSON: MRS. ZEHRA AHMED

NAME: \_\_\_\_\_ CLASS: II SEC: \_\_\_\_\_ DATE: \_\_\_\_\_

## I. Answer the following.

a.	How many 	make 10 Rials? _____
b.	How many 	make 3 Rials? _____
c.	How many 	make 1 Rial? _____
d.	How many 	make 50 Rials? _____


II. Look at the price given for each item. Add to find the cost of each *combo offer* shown in the set of pictures given below.




\_\_\_ + \_\_\_ = \_\_\_ RO



\_\_\_ + \_\_\_ = \_\_\_ RO



\_\_\_ + \_\_\_ = \_\_\_ RO



\_\_\_ + \_\_\_ = \_\_\_ RO

III. Add the following currency values to find the sum.

	6	5
+	2	7

RO RO RO RO

	7	9
+	1	0

RO RO RO RO

	3	4
+	1	9

RO RO RO RO

	5	7
+	2	6

RO RO RO RO

IV. Arrange and add the currency values to find the sum.

a. 45 RO + 16 RO

b. 35 RO + 45 RO

c. 28 RO + 13 RO


\_\_\_\_\_


\_\_\_\_\_


\_\_\_\_\_



# INDIAN SCHOOL AL WADI AL KABIR

## DEPARTMENT OF MATHEMATICS (2021 - 2022)

TOPIC: MONEY (SUBTRACTION)

WORKSHEET -4

RESOURCE PERSON: MRS. ZEHRA AHMED

NAME: \_\_\_\_\_ CLASS: II SEC: \_\_\_\_\_ DATE: \_\_\_\_\_

### I. Arrange and subtract the currency values to find the difference.

a. 50 Rials – 10 Rials

b. 27 Rials – 9 Rials


c. 35 Rials – 15 Rials

--	--	--

### II. Observe the currency values given on the NOTES carefully. Subtract to find the difference.



-



\_\_\_\_\_ - \_\_\_\_\_ = \_\_\_\_\_



-



\_\_\_\_\_ - \_\_\_\_\_ = \_\_\_\_\_



-



\_\_\_\_\_ - \_\_\_\_\_ = \_\_\_\_\_













-



\_\_\_\_\_ - \_\_\_\_\_ = \_\_\_\_\_

### III. Buy things using the given money and find the change.

	BUY	TOTAL OMR	PAY	CHANGE RECEIVED OMR
A	 <p>1 Rial                      5 OMR</p>			_____
B	 <p>20 OMR                      10 Rials</p>			_____
C	 <p>1 RO                              1 RO</p>			_____
D	 <p>1 RO                              12 RO</p>			_____
E	 <p>1 OMR</p>			_____





# INDIAN SCHOOL AL WADI AL KABIR

## DEPARTMENT OF MATHEMATICS (2021 - 2022)

TOPIC: MONEY (STORY SUMS)

WORKSHEET -5

RESOURCE PERSON: MRS. ZEHRA AHMED

NAME: \_\_\_\_\_ CLASS: II SEC: \_\_\_\_\_ DATE: \_\_\_\_\_

### I. Solve the addition stories.

A) Salman paid 12 Rials for a book and 16 Rials for a bag.

How much did he spend in all?

Salman spent \_\_\_\_\_ OMR

		OMR
<input type="text"/>		OMR
		OMR

B) Larisha paid 18 OMR for a doll, and Anjal paid 25 OMR

for a toy car. How much did they spend altogether?

They spent \_\_\_\_\_ RO

		RO
<input type="text"/>		RO
		RO

C) Krisha bought mangoes for 15 RO and apples for 16 RO

What was the total amount of money she spent?

She spent \_\_\_\_\_ OMR

		OMR
<input type="text"/>		OMR
		OMR

## II. Solve the subtraction stories.

**A)** Nimai had 15 OMR. He bought six balloons for 12 OMR.

How much money is left with him?

Money left with Nimai = \_\_\_\_\_ RO

		RO
		RO
		RO

**B)** Aleena bought a dress for her doll for 18 OMR.

She gave the shopkeeper one 20 RO note.

How much change did she get back?

Change Aleena got = \_\_\_\_\_ OMR

		OMR
		OMR
		OMR

**C)** Joann had 15 Rials. She bought a tiffin box for 12 Rials.

How much money is remaining with her?

Money remaining with Joann = \_\_\_\_\_ RO

		RO
		RO
		RO

**D)** Aarav bought a cricket bat for 46 OMR.

He gave the shopkeeper one 50 RO note.

How much change did he get back?

Change Aarav got = \_\_\_\_\_ OMR

		OMR
		OMR
		OMR

# INDIAN SCHOOL AL WADI AL KABIR

## DEPARTMENT OF MATHEMATICS (2021 - 2022)

TOPIC: MONEY

CHAPTER CHECK-UP W/S

RESOURCE PERSON: MRS. ZEHRA AHMED

NAME: \_\_\_\_\_ CLASS: II SEC: \_\_\_\_\_ DATE: \_\_\_\_\_

I. Circle the BIGGEST currency value from the given set.

a.	100 Rials	5 Rials	45 Rials	1 Rial
b.	25 Rials	30 Rials	50 Rials	10 Rials

II. Identify the currency and write the value.

a.		b.		c.	

III. Arrange the value of the currency in ASCENDING order.

50 Rials	5 Rials	25 Rials	1 Rial

10 Rials	20 Rials	500 Baisa	25 Rials

**IV. Match the currency to its value.**

a.		50 Baisa
b.		50 Rials
c.		500 Baisa

**V. Compare the value of the currency using appropriate signs (>, <, =).**

a.	500 Baisa		1 Rial
b.	10 Rials		5 Rials
c.	2 Rials		2 Rials

**VI. Solve the STORY SUMS.**

**A)** Pearl paid 12 Rials for a cake and 3 Rials for a candle.

How much did she spend in all?

Pearl spent \_\_\_\_\_ OMR

	T	O	
<input type="text"/>			-----
			-----

**B)** Olivia had 20 Rials. She bought ten toffees for 15 OMR.

How much money is left with her?

Money left with Olivia = \_\_\_\_\_ RO

	T	O	
<input type="text"/>			-----
			-----